

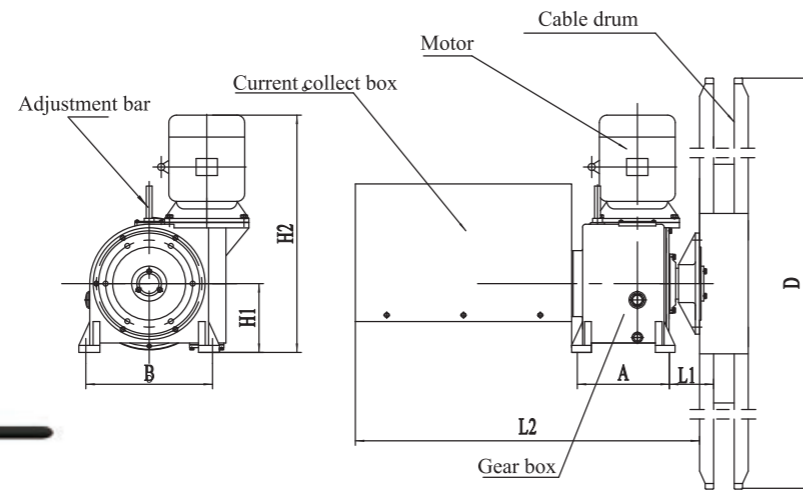
Motorized Cable Reel System
MCR Series



MCR Motorized Cable reel system are the perfect solution for managing long lengths of heavy cable in very demanding industrial applications. We can offer Optimal corrosion protection: Flanges and reel drum are manufactured from hot dip galvanized steel in tough environments.

Applications:

1. Ship-to-shore (STS) cranes
2. Rail mounted gantry (RMG) cranes
3. Shipbuilding cranes
4. Gantry cranes, Overhead cranes
5. Grabs or magnets, Transfer cars



ITEM	SIZE	A (mm)	B (mm)	H1 (mm)	H2 (mm)	L1 (mm)	L2 (mm)	n-Φ (mm)
MCR-10		198	214	145	508	66	515	4-Φ12
MCR-20		221	280	175	588	55	580	4-Φ14
MCR-60		290	406	240	746	61	647	4-Φ18
MCR-90		318	451	245	845	112	790	4-Φ18
MCR-110		380	514	285	911	128	930	4-Φ22
MCR-150		424	568	300	1050	128	980	4-Φ22

ITEM	MCR10	MCR20	MCR60	MCR90	MCR110	MCR150
Winding torque (Nm)	100	250	580	750	1000	1250
Cable Size	4×6 4×10 4×16	4×16 4×25 4×35	4×35 4×50 4×70	4×70 4×95 4×120	4×120 4×150 4×185	
Cable Length	80 60 50	90 70 60	125 100 80	150 120 100	180 150 130	160 150 130
Winding speed (m/min)	automatic tracking with speed ≤50m/min					
Power of motor (kW)	0.75 1.1	1.1 1.5	2.2 3	3 4	4 5.5	7.5 7.5
Reduction ratio	56	63	71	65	63	71
Max.Cable Weight (kg)	80	240	560	720	960	1200
Motor Brand	ABB / SEW / SIEMENS					
Electric accessories brand	Schneider					
Electric cable	RVV-PUR or YFFB-PUR cable reel special cable					

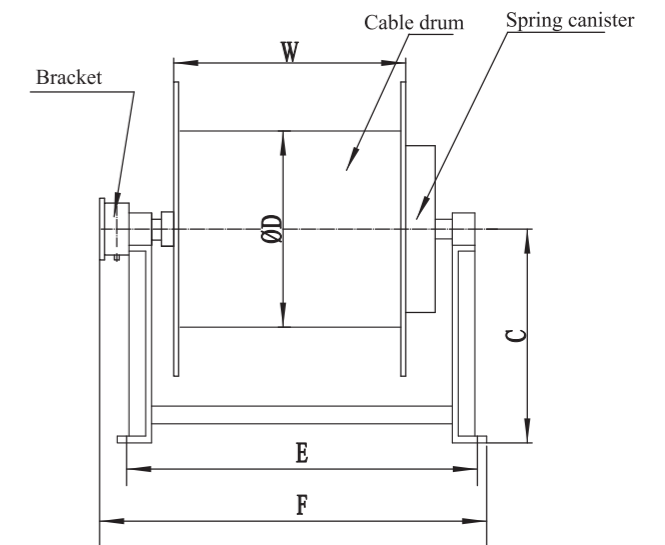
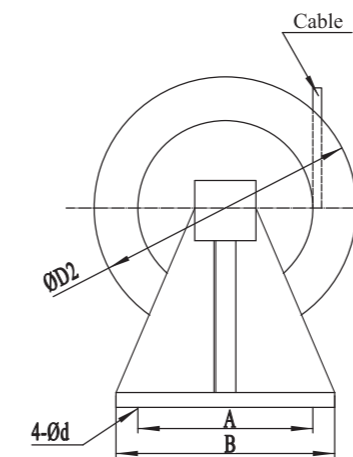
Spring Cable Reel System
SCR Series



SCR series spring cable reel system is the best-built compact industrial cable reel for mobile equipment cables. Rugged, steel frame construction and Precision-built main spring housed in a safety-sealed canister.

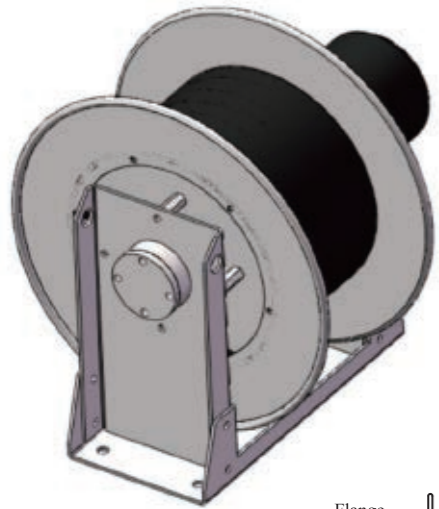
Applications:

1. Conveyor control cables,
2. Gantry cranes, Overhead Crane, Hoists, etc.
3. Automated material handling



Series	A (mm)	B (mm)	C (mm)	D (mm)	D2 (mm)	d (mm)	E (mm)	F (mm)	W (mm)	Weight (kg)
SCR-10	250	300	300	360	500	14	450	600	320	73
							485	650	350	78
SCR-15 SCR-20	300	360	400	500	700	15	440	600	250	95
							490	650	300	100
							560	720	250	115
							610	770	300	120
							720	880	300	150
SCR-25 SCR-30	400	460	450	600	800	18	525	675	300	120
							641	795		150
							751	905		180
							892	1045		212
	500	580	550	800	1000	18	641	795	300	185
							751	905		212
							892	1045		240
							1005	1160		268

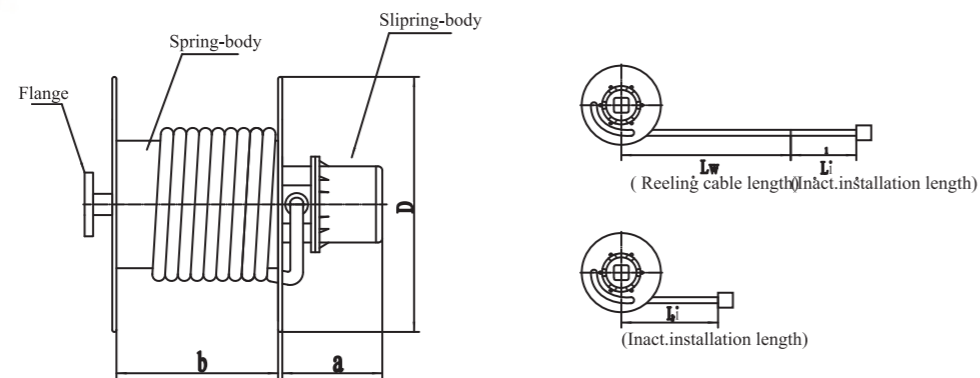
Spring Cable Reel System
SCRH Series



SCRH series spring cable reel system is the best-built compact industrial cable reel for mobile equipment cables.
Rugged, steel frame construction and precision-built main spring housed in a safety-sealed canister.

Applications:

1. Hoist with Spreader, Grab, Automatic Lifting Beam.
2. Gantry Cranes, Overhead Crane.
3. Automated Material Handling.



Model	I _{max}	Max. Horizontal Winding Length(m)	Max. Horizontal Winding Speed(m/min)	Max. Vertical Winding Length(m)	Max. Vertical Winding Speed(m)	Max Cable Diameter(mm)
SCRH28H	40A	50	63	25	30	20
SCRH28M	40A	50	63	25	30	20
SCRH34H	60A	50	63	25	30	25
SCRH34M	60A	50	63	25	30	25
SCRH40H	100A	60	63	30	30	35
SCRH40M	100A	60	63	30	30	35

Model	Dimensions (mm)			Installation Bracket
	D	a	b	
SCRH28H	360-550	175-350	175-207	Not Include
SCRH28M	360-550	175-350	175-207	Not Include
SCRH34H	460-630	218-365	245	Not Include
SCRH34M	460-630	218-365	245	Include
SCRH40H	550-800	280-360	280-340	Not Include
SCRH40M	550-800	280-360	280-340	Include

Hysteresis Motorized Cable Reel System
MCRH Series

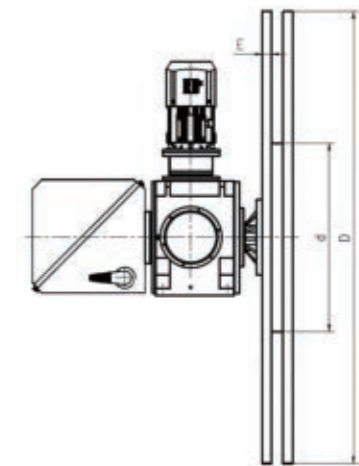



MCRH Motorized cable reel system are the perfect solution for managing long length of heavy cable in very demanding industrial applications.

We can offer optimal corrosion protection: flanges and reel drum are manufactured from hot dip galvanized steel in tough environments.

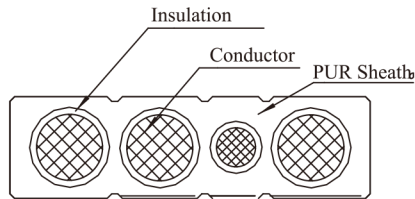
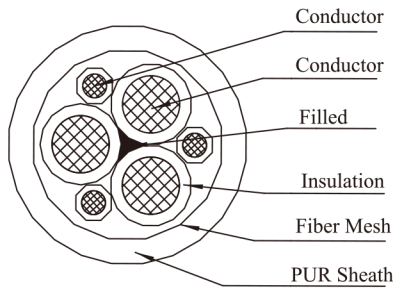
Applications:

1. Ship-to-shore (STS) Cranes.
2. Rail mounted Gantry (RMG) Cranes.
3. Shipbuilding Cranes.
4. Gantry Cranes, Overhead Cranes.
5. Grabs or Magnets, Transfer Cars.



Model	MCRH-V1				MCRH-V2				MCRH-H3				MCRH-H4						
Max. Torque	150Nm				240Nm				1500Nm				3000Nm						
Power of Motor	0.55kw/0.75kw/0.55kw*2/0.75kw*2				0.55kw/0.75kw/0.55kw*2/0.75kw*2				1.5kw/3kw/1.5kw*2/3kw*2				4kw/5.5kw/4kw*2/5*5.5kw*2						
Gear Box Model & Gear Ratio & Winding Speed	Gear box	Ratio	Max. Winding Speed (m/min) base on d=300	Max. Winding Speed (m/min) base on d=500	Gear box	Ratio	Max. Winding Speed (m/min) base on d=500	Max. Winding Speed (m/min) base on d=800	Gear box	Ratio	Max. Winding Speed (m/min) base on d=800	Max. Winding Speed (m/min) base on d=1200	Max. Winding Speed (m/min) base on d=1500	Gear box	Ratio	Max. Winding Speed (m/min) base on d=1200	Max. Winding Speed (m/min) base on d=1500		
	V1.0	20	61	102	V2.0	30	67	108	H3.0	16.75	126	188	235	H4.0	19	165	207		
	V1.1	30	40	67	V2.1	45	46	73	V3.1	40	53	79		H4.1	60	53	66		
	V1.2	40	31	52	V2.2	60	34	55	V3.2	55	38	57	71	H4.2	80	38	47		
	/	/	/	/	/	/	/	/	V3.3	70	30	45	57	/	/	/	/		
Cable Model	4*4mm ²	4*6mm ²	4*10mm ²	4*16mm ²	4*16mm ²	4*25mm ²	4*35mm ²	4*50mm ²	4*35mm ²	4*50mm ²	4*70mm ²	4*90mm ²	4*120mm ²	4*150mm ²	4*70mm ²	4*90mm ²	4*120mm ²	4*150mm ²	
Max. Cable Length(m)	d=300	20	18	13	10	/	/	/	/	/	/	/	/	/	/	/	/	/	
	d=500	75	71	54	46	33	27	/	/	/	/	/	/	/	/	/	/	/	
	d=800	/	/	/	/	92	75	68	57	93	78	70	65	56	54	/	/	/	
	d=1200	/	/	/	/	/	/	/	/	230	196	176	165	144	139	176	165	144	139
	d=1500	/	/	/	/	/	/	/	/	292	249	224	211	184	178	317	300	262	254

RVV-PUR Cable for Cable Reeling System
RVV-PUR Series



Application:

RVV-PUR series reeling cable is special designed for frequent motion and flexing application, especially suitable for port machine, which is high travel speed, like container cranes, and other mobile equipment used for open-cast, underground mine, etc.

Sheath: Polyurethane which is UV resistant, Chemicals, water resistant, and suitable for continuously flexing applications.

Conductor: Extra fine wire conductors

Insulation: Special enhanced polychloreprene (Butadiene-Acrylonitrile Rubber)

Technical Data:

Rated Voltage: 600V/1000V

Temperature range: -35°C to + 80°C

Minimum bending radius: 6 x D(outer diameter Ø)

Model	Qty of Cores × Section of Cores mm ²	Rated Voltage	Outer Diameter(mm)	Weight(kg/km)
RVV-PUR	3×25+3×25/3	450/750V	28	1500
RVV-PUR	3×35+3×25/3	450/750V	36	2300
RVV-PUR	3×50+3×25/3	600/1000V	36	2600
RVV-PUR	3×70+3×35/3	600/1000V	40	3400
RVV-PUR	3×95+3×50/3	600/1000V	47	4500
RVV-PUR	3×120+3×70/3	600/1000V	51	5900
RVV-PUR	3×150+3×70/3	600/1000V	55	7000
RVV-PUR	3×185+3×95/3	600/1000V	60	8500
RVV-PUR	3×240+3×120/3	600/1000V	68	11100

Model	Qty of Cores × Section of Cores mm ²	Rated Voltage	Outer Dimensionr(mm)	Weight(kg/km)
YFFB-PUR	4×4	450/750V	21×6.6	300
YFFB-PUR	4×6	450/750V	26×7.5	420
YFFB-PUR	4×10	450/750V	36.3*9.7	730
YFFB-PUR	4×16	450/750V	40.5×10.8	1000
YFFB-PUR	4×25	450/750V	48.5×13.4	1530
YFFB-PUR	3×35+1×16	450/750V	56.8×15.2	1918
YFFB-PUR	3×50+1×25	600/1000V	67.6×17.6	2698
YFFB-PUR	3×70+1×35	600/1000V	71.2×19.2	3421
YFFB-PUR	3×95+1×50	600/1000V	83.9×21.6	4547
YFFB-PUR	3×120+1×70	600/1000V	100×25.6	6169
YFFB-PUR	3×150+1×70	600/1000V	101×28	7200
YFFB-PUR	3×185+1×95	600/1000V	112.5×31.5	8871